

1

2

3

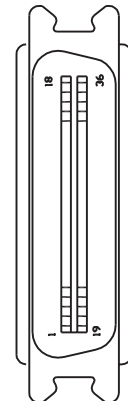
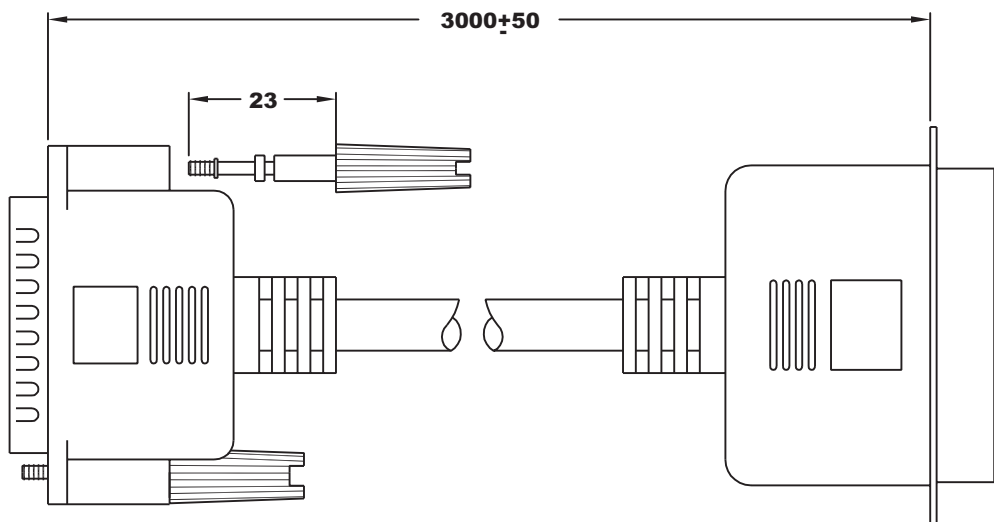
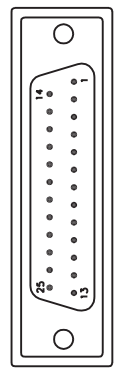
4

A

A

DB25 Male

CN36 Male



Configuration:  
DB25M

CN36M

1	_____	1
2	_____	2
3	_____	3
4	_____	4
5	_____	5
6	_____	6
7	_____	7
8	_____	8
9	_____	9
10	_____	10
11	_____	11
12	_____	12
13	_____	13
14	_____	14
15	_____	32
16	_____	31
17	_____	36
18	_____	33
19	_____	19
20	_____	21
21	_____	23
22	_____	25
23	_____	27
24	_____	29
25	_____	30
Shield	_____	Shield

**Material:**

- 1.Cable: #28 25C+1+AL/MY, Beige, O.D:6.5
- 2.Connector: DB25M, Normal  
CN36M, Normal
- 3.Thumbscrew:#4-40UNC, E23

**Notes:**

- 1.Total Length: 3000±50mm
- 2.Color: Beige
- 3.Molded Type

B

B

C

C

Description

Name :  
AK127-3M-R  
DB25 Male-CN36 Male

D

D



THIS DRAWING IS UNPUBLISHED

© Copyright 2005 by Assmann Electronic Components All International Rights Reserved

This drawing is a controlled document for Assmann Electronics, Inc. It is subject to change and the controlling engineering organization should be contacted for the latest revision.

1

2

3

4